

# Comfort, efficiency and economy. Floor-by-floor or zone-by-zone.

SIGMA COMMERCIAL SELF-CONTAINED MODULAR



OFFICE-SPACE | COMMERICAL | INSTITUTIONAL

# Water-Cooled Self-Contained Modular Units: CSM Series 20-90 Tons

## Total Packaged Solution

The **SIGMA CSM** Series Modular Water-Cooled Self-Contained units offer a complete solution from 20 to 90 tons of capacity. Designed and built for ease of installation and operational reliability. Units break apart into modular sections to be moved into position and assembled in existing mechanical room.

## Seamless Controls

Sigma CSM Series units feature a proven advanced integrated all-in-one controller providing a single communication point for all control devices. Includes Wi-Fi connectivity for on-site quick access to start-up menus and parameter adjustments. Units are BACnet and Modbus ready.

## Features & Benefits

### Easy of Assembly

- Pre-assembled with Intelli-lock clamps
- Sections designed to pass through 36-inch doorways and elevators
- Quick connect refrigerant couplings and molex wiring connections
- Victaulic water connections
- Left/Right Handing for water and power connections

### Cost Effective & Powerful


- Variable Speed and Fixed Speed compressor in each module
- Plenum fans provide fan efficiency, reliability and quiet operation
- Coaxial Heat Exchangers or optional Brazed Plate Heat Exchangers

### Sound Attenuation

- Quiet Scroll compressor technology
- Double Wall construction
- Plenum Fans eliminate vibrations into space and ductwork

### Options Include

- Thermostat, Single Zone, or Multi-Zone VAV control
- Integrated Economizer Coil
- Hot Water Heating Coil
- Modulating Water Regulating Valve
- High Efficient MERV 13 rated filters
- Corrosion protective coatings on coils



# Dimensional Data

	Tons	A <sup>1</sup>	B <sup>2</sup>	C	D	E	G1 <sup>3</sup>	G2 <sup>4</sup>
Single Module	20	55.5	80	55.5	33.8	29.3	3.5 (5.5)	5.5 (7.5)
	25	67.5	80	55.5	33.8	29.3	3.5 (5.5)	5.5 (7.5)
	30	67.5	80	55.5	33.8	29.3	3.5 (5.5)	5.5 (7.5)
	35	78.5	80	55.5	33.8	29.3	3.5 (5.5)	5.5 (7.5)
	40	78.5	83.5	55.5	33.8	29.3	3.5 (5.5)	5.5 (7.5)
	45	78.5	83.5	55.5	33.8	29.3	3.5 (5.5)	5.5 (7.5)
Dual Module	40	114	80	55.5	33.8	29.3	3.5 (5.5)	5.5 (7.5)
	50	138	80	55.5	33.8	29.3	3.5 (5.5)	5.5 (7.5)
	60	138	80	55.5	33.8	29.3	3.5 (5.5)	5.5 (7.5)
	70	160	80	55.5	33.8	29.3	3.5 (5.5)	5.5 (7.5)
	80	160	83.5	55.5	33.8	29.3	3.5 (5.5)	5.5 (7.5)
	90	160	83.5	55.5	33.8	29.3	3.5 (5.5)	5.5 (7.5)

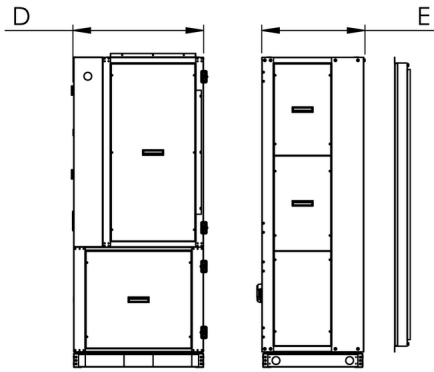
Notes:

1. Accounts for hardware

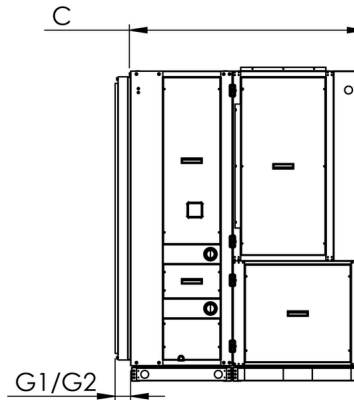
2. Includes 3.5-inch base rail. Field removable on 40, 45, 80, and 90 ton

3. Includes 2" filter (with added 2" pre-filter), field removable

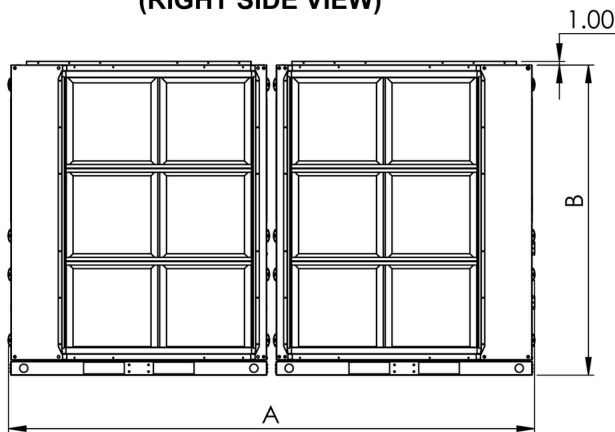
4. Includes 4" filter (with added 2" pre-filter), field removable



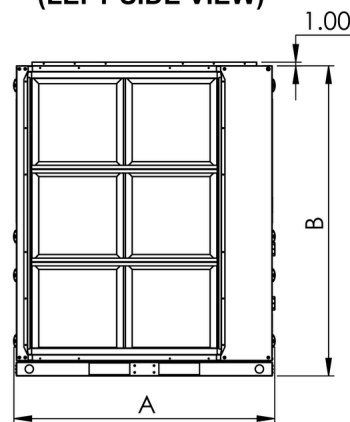
**SINGLE/DUAL MODULE ASSEMBLY  
(RIGHT SIDE VIEW)**



**SINGLE/DUAL MODULE ASSEMBLY  
(LEFT SIDE VIEW)**



**DUAL MODULE ASSEMBLY  
(REAR VIEW)**



**SINGLE MODULE ASSEMBLY  
(REAR VIEW)**

# Air Conditioning Simplified

Mechanical Adaptability. Architectural Flexibility. Individualized Control. Energy Savings. Easy Installation. Reduced Floor Space. Excellent Indoor Air Quality. Quiet Operation. The Commercial Self-Contained Modular Series from SIGMA is the perfect fit for any application.

For more information on **Commercial Self-Contained Series**, call your sales representative or visit [www.sigmaproducts.com](http://www.sigmaproducts.com)

## SIGMA SELF-CONTAINED MODULAR SERIES



BACnet® is a registered trademark of American Society of Heating, Refrigeration and Air-Conditioning Engineers (ASHRAE).  
Document SIG-SCSM-BCH-2502